

Solid floor / screed system

The Continal® screed system - Quick and easy, familiar to the installer and cost effective.

The most common method of fitting underfloor heating, suitable for new builds and renovations where a new screed floor is being laid. Using our trusted SUPERflex™-16 or AluPlas®-16 UFH pipe and our EasyFix™ fitting systems

Whether you use EasyFix™ 50mm staples, SpeedTrak™ or EasyFix™ pipe ties, you can be safe in the knowledge that this screed system will get the job done, be fast to install, and give the outputs the customer wants.

Key system characteristics:

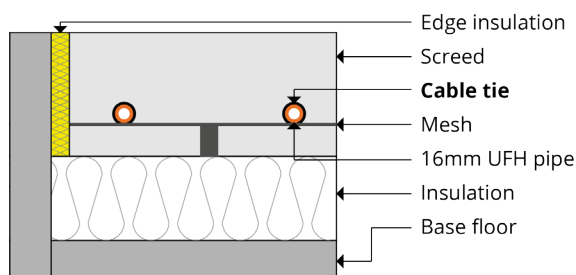
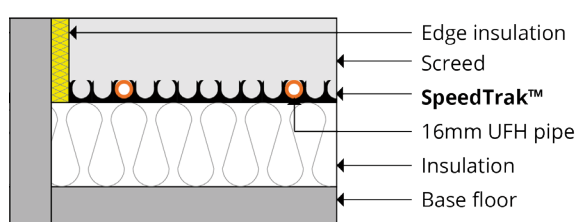
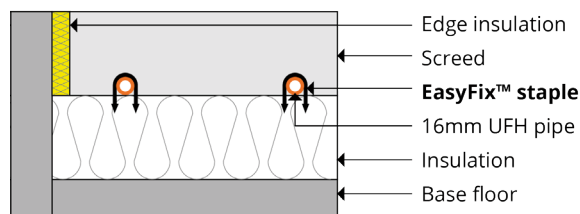
- Easy to install
- Most cost-effective solution
- Variety of screed depths
- Familiar to the builder
- No specialist equipment required

System options:

- SUPERflex™-16 or AluPlas®-16 pipe
- EasyFix™ 50mm pipe staples
- EasyFix™ UFH cable ties
- EasyFix™ SpeedTrak™

Key components:

- SUPERflex™-16 or AluPlas®-16 pipe
- EasyFix™ edge insulation
- Pipe fixing method of your choice
- Manifold and water controls
- Thermostats and wiring centres



Heat output

250mm pipe centres	50W/m ² to 60W/m ²
200mm pipe centres	65W/m ² to 75W/m ²
150mm pipe centres	75W/m ² to 90W/m ²

*Outputs shown are approximate, depending on room temperature and floor covering. This range typically delivers the flow temperature with a standard screed and 1 tog floor covering. Based on a flow temperature of 45°C to 50°C.



About us

No ifs, no buts. The award-winning Continal® service means you get an underfloor heating system delivered to you on time, on site, every time, no compromise.